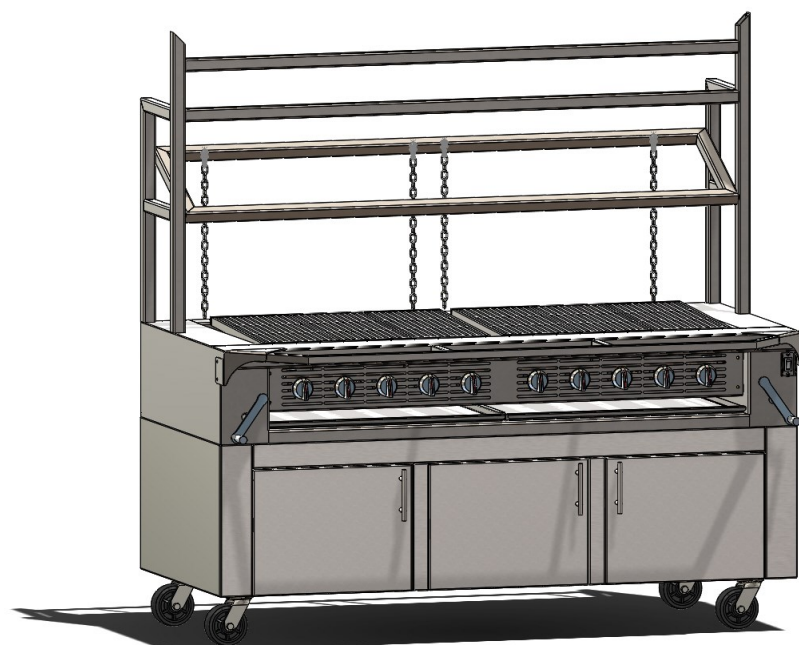




ITEM NO	
QUANTITY	
JOB NAME	
JOB NO	

PARILLA FLOOR GAS FUEL

SPECIFICATION SHEET



72" MODEL CP-PAR-FL-GS-72
SHOWN WITH AMBIENT EQUIPMENT BASE CABINET
AND OPTIONAL SWIVEL CASTERS

SPECIFICATIONS

The CHAR® Parilla Broiler is gas fueled and available in 4 accommodating sizes: 36", 48", 60", and 72". To ensure performance and longevity, these units are constructed entirely of 304 stainless steel and contain a ceramic insulated exterior. Full adjustability is offered in the independent adjustable grate system.

** TYPE OF GAS MUST BE SPECIFIED **



AVAILABLE MODELS

STANDARD MODEL	MODEL W/ FEATURE FLAME
<input type="checkbox"/> CP-PAR-FL-GS-36	<input type="checkbox"/> CP-PAR-FL-FF-36
<input type="checkbox"/> CP-PAR-FL-GS-48	<input type="checkbox"/> CP-PAR-FL-FF-48
<input type="checkbox"/> CP-PAR-FL-GS-60	<input type="checkbox"/> CP-PAR-FL-FF-60
<input type="checkbox"/> CP-PAR-FL-GS-72	<input type="checkbox"/> CP-PAR-FL-FF-72

STANDARD FEATURES

- 14 gauge stainless steel body
- Ceramic cloth insulated body
- Multiple gas control valves for precise heat control
- Removable drip pans
- Fully welded 14 gauge stainless steel fire box
- 1/2" Thick laser cut removable steel grates
- Adjustable leveling feet
- Cast iron burners
- 3/4" Gas connection
- Appropriate gas regulator (for gas type selected)
- Two year warranty: parts and labor

OPTIONS

- ☐ 3/4" GAS FLEX QUICK DISCONNECT
- ☐ 1/2" STAINLESS STEEL GRATE QTY: _____
- ☐ 1/2" STAINLESS STEEL GRIDDLE PLATE QTY: _____
- ☐ GRILL CLEANING KIT
- ☐ **EQUIPMENT BASE CABINET:**
 - ☐ CP-EBA-PAR-XX AMBIENT MODEL
 - ☐ CP-EBR-PAR-XX REFRIGERATED MODEL
 - ☐ CP-EBF-PAR-XX FREEZER MODEL
- ☐ NATURAL GAS
- ☐ PROPANE
- ☐ GAS SAFETY

CONSULTANT APPROVAL:

NOTES:

DATE:

CHAR Products, LLC

Ph. 702-489-9888
Fax. 702-489-9898

1

Website: www.charprd.com
Email: info@charprd.com

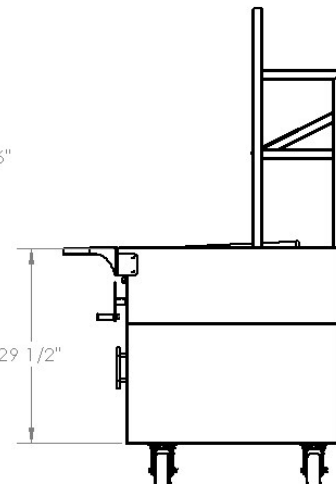
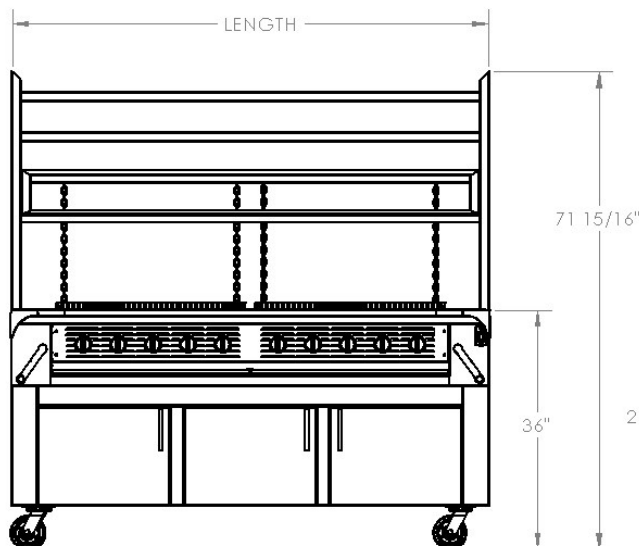
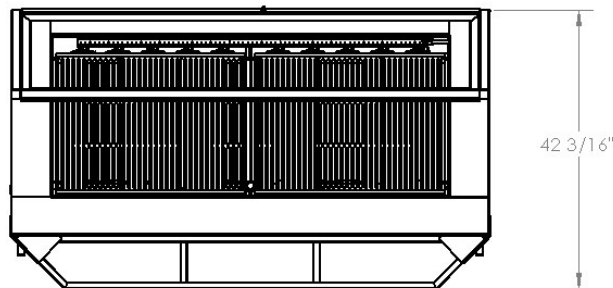
2915 Losee Rd. Ste 106
N. Las Vegas, NV 89030

Printed in USA— Jan. 2020

© copyright 2020



MODEL #	LENGTH	ELECTRIC w/ gas safety	BTU INPUT –NG	BTU W/ FEATURE FLAME	SHIPPING WEIGHT ESTIMATED
CP-PAR-FL-GS-36	36"	120V-1PH-10A	66,000	96,000	549 LBS.
CP-PAR-FL-GS-48	48"	120V-1PH-10A	115,500	145,5000	732 LBS.
CP-PAR-FL-GS-60	60"	120V-1PH-10A	148,500	178,500	915 LBS.
CP-PAR-FL-GS-72	72"	120V-1PH-10A	165,000	195,000	1,097 LBS.



INSTALLATION INSTRUCTIONS

1. A properly sized gas line must be provided. All units are internally regulated. DO NOT DUAL REGULATE.
2. An adequate ventilation system is required for commercial use. DO NOT ATTEMPT TO OPERATE THIS EQUIPMENT WITHOUT IT.
3. Observe all local and national codes.
4. Proper combustion requires this unit to remain on casters or legs. If a curb installation is preferred, please contact CHAR Products for information in doing so.
5. This appliance is manufactured for commercial use ONLY. It is NOT intended for residential indoor use.
6. We upgrade our products regularly and in doing so, materials, specifications, and model numbers are subject to change without notice.